


EXPRESS DELIVERY



QuickShip

Express Delivery



teal

Flexible, reliable, fast delivery service on an extensive range of best-selling healthcare furniture, including ward and residential, mental health and challenging environments.

Contents

Healthcare

Introduction	04 - 05
Patient Chairs	06 - 11
Bedside Lockers	12 - 13
Operator Stools	14 - 14
Drip Stands	15 - 15
Overbed Table	16 - 17
Recliners	18 - 23
Buddy Day Bed	24 - 24
Tub Chair	25 - 25
Stacking Chairs	26 - 27

Challenging Environments

Seating Options	28 - 28
Roku®	29 - 33
Scatter Cushion	34 - 35
Portobello	36 - 37
Sofa's & Armchairs	38 - 39
Stacking Chairs	40 - 41
Security Bed & Mattresses	42 - 42

Teal is an approved NHS supplier under the following framework agreements:

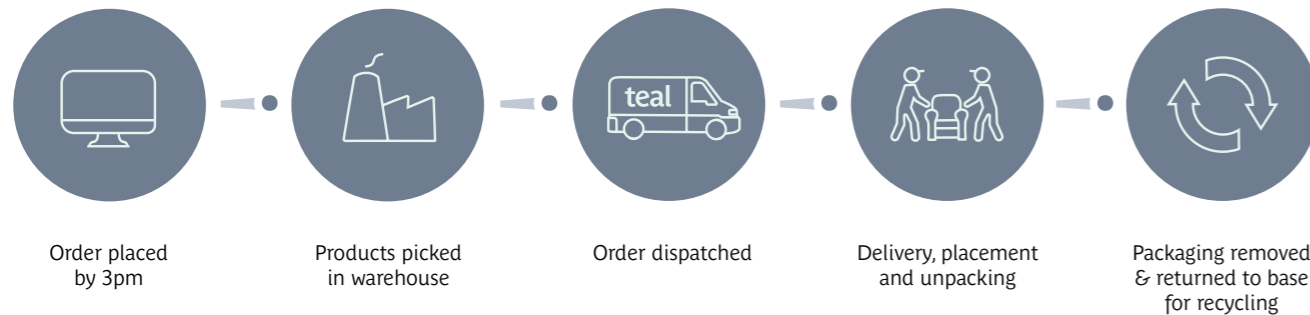
NHS Medical Healthcare Furniture and Equipment 2024/S 000-025534
NHS Shared Business Services Design Furniture and Appliances 2 SBS10246
NHS Scotland Furniture and Associated Services NP785/23



QuickShip

Express Delivery

When speed is the key, trust Teal to deliver on time and in full.



teal



We know that there are occasions when you need a quick, flexible solution to your furniture requirements... for example, when a new ward is opening, following a CQC visit, or furniture has been damaged by service users.

And because we are a UK manufacturer with control of every aspect of the design, manufacturing and delivery of our products, we can offer a QuickShip express delivery service. This includes delivery to a ground floor or room location. Products are unwrapped and packaging removed, ready to use.

A select range of durable, healthcare appropriate fabrics have been chosen throughout. Only the products / fabrics shown are eligible for express delivery (UK mainland).

QuickShip orders are subject to a £45 admin charge per order. Small orders below £500 will be subject to a small order surcharge of £60. Full T&Cs available at teal.co.uk.

Tolero / Patient Chair

PSTL02QS

A modern, metal patient chair with slim profiled back, pressure management seat and anti-bacterial technology.

Standard Features

- Strong, durable high grade steel frame creates a modern aesthetic
- Removable, depth adjustable seat (2 positions) for infection management
- Easy clean polymer moulded base
- Sacral gap for infection management
- BB medium / high risk Reflexion® foam seat with stretch vinyl
- Maximum user weight 160kg (25st)
- Integral height adjusters and housekeeping wheels
- Upholstered in Panaz Zest 198 Hyacinth vinyl
- Onyx black anti-bacterial frame



OH: 1195 - 1295 OD: 720
 OW: 608 SD: 445
 SW: 470 SH: 460 - 560

Vinyl upholstery:



Frame colour:



Tolero Standard Features:



Removable Seat

Removable seat with polymer base facilitates cleaning and infection control.



Adjustable Seat Depth

Adjustable seat allows 2 depths ensuring support from the chair back without cutting off circulation at the knees.



Pressure Care Seat

Reflexion® BB medium / high risk pressure management seat.



Height Adjustable Legs

A range of chair heights provide appropriate seating height and bring benefit to posture, circulation, balance on rising and core strength. Image shows minimum height. In 25mm increments.



Ergonomic slim profiled back

Slim profile with contoured moulded back mimics curvature of spine for constant support.



Easy Rise Arms

The ability to stand from a sitting position is key to maintaining mobility, independence, and is an important factor for patients.



Sacral Gap

Sacral gap for ease of cleaning and access.



Housekeeping Wheels

Housekeeping wheels facilitate manual handling.



Aylesbury / Patient Chair

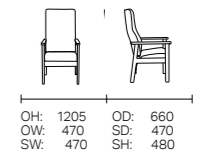

830HKBBQS

Aylesbury high back patient chair with ergonomically designed posture back for head/lumbar support.



Standard Features

- Removable, depth adjustable seat (2 positions) for infection management
- Easy clean polymer moulded base
- Sacral gap as standard for cleaning / infection management
- BB medium / high risk Reflexion® foam seat
- Maximum user weight 160kg (25st)
- Housekeeping wheels
- Upholstered in Panaz Vyflex Plus Navy vinyl with Medicote™ anti-bacterial Beech frame



Aylesbury / Patient Chair

843HKBBQS

Aylesbury high back patient chair with drop arms for patient transfer.



Standard Features

- Removable, depth adjustable seat (2 positions) for infection management
- Easy clean polymer moulded base
- Sacral gap as standard for cleaning / infection management
- BB medium / high risk Reflexion® foam seat
- Maximum user weight 160kg (25st)
- Housekeeping wheels
- Upholstered in Panaz Vyflex Plus Navy vinyl with Medicote™ anti-bacterial Beech frame



Whittle Bariatric / Patient Chair

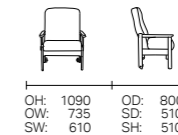
747QS

A stylish and durable heavy duty bariatric chair with integral pressure management.



Standard Features

- Maximum load up to 254kg (40st)
- Ergonomically designed posture back for head/lumbar support
- Removable seat for infection management
- Pressure foam seat (BB) standard with multi-stretch fabric
- Large housekeeping wheels / sacral gap as standard
- Styled to fit in with our patient seating range
- Upholstered in Panaz Vyflex Plus Navy vinyl with Medicote™ anti-bacterial Beech frame



Cascade / Bedside Locker

BLCC21QS

Cascade patient bedside lockers have formed the benchmark for hospital and healthcare environments.



Standard Features

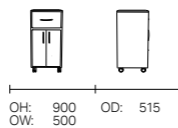
- Large upper drawer and two lower doors with handles
- Easy clean laminate with co-ordinating edges
- Strong, quality construction
- Quality 65mm locking front castors
- Key lock
- White moulded liquid containment KYDEX® top
- White carcass, Pebble Grey doors & drawer



MFC Top with Key lock



Braked Castors



Large Upper Drawer	
Internal Length	425
Internal Width	425
Internal Height	260

Affiniti / Bedside Locker

BLAF53QS

Affiniti bedside locker with full width top drawer, designed to hold a 500ml medicine bottle.

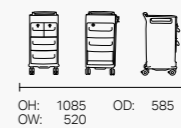


Standard Features

- Full width stepped medicine drawer with key lock*
- Four braked easy move 100mm castors
- Space for patient belongings
- Easy grip drawer handles
- Liquid containment top
- Moulded wipe clean anti-bacterial polyethylene surfaces
- Able to withstand Hypochlorite solution
- Tolerates Hydrogen Peroxide Vapourisation
- White carcass, grey drawers



*Stepped medicine drawer



Large Upper Drawer	
Internal Length	455
Internal Width	380
Internal Height, Low / High	175 / 230

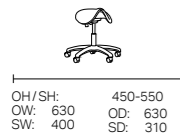
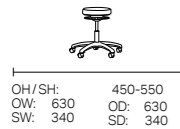
Glide / Stools

MSGLO1QS & MSGLO5QS

Glide is a multi-purpose gas lift stool collection which combines freedom of movement with optimum seating position.

Standard Features

- Provides comfort and support during prolonged periods of seated work
- Simple to operate height adjustment - via ring mechanism mounted on underside of seat
- Gravity assisted tilt – seat moves with users' body movement for added comfort
- Durable 5-star base (black only)
- Standard castors (no brakes)
- Soft wheel castors
- Upholstered in Panaz Zest 105 Indigo vinyl



MSGLO1QS
Operator's Stool



MSGLO5QS
Saddle Stool

Drip Stands / 2 & 4 Metal Hook

317.24QS & 317.25QS

Premium quality stainless steel welded tube base drip stands with two or four hook options.

Standard Features

- Height-adjustable tube (Ø 25 mm) and IV pole (Ø 16 mm) made from stainless steel tube
- Leg with 5 branches made of stainless steel equipped with wheels Ø 50mm
- Net weight: 10 kg
- Max. load 4 kg per hook



Dia: 520mm
H: 1250mm - 1800mm



317.24QS
2 Hooks



317.25QS
4 Hooks

Infiniti / Overbed Table

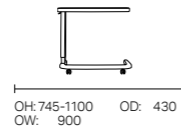
OBIN01QS

Infiniti overbed table with sleek, sturdy design, horseshoe base and infection control features.



Standard Features

- Overbed table with moulded one-piece top, contoured to stop liquid spills
- Smooth surfaces for infection control
- Smooth gas assisted rise and fall column with anti-entrapment feature
- Horseshoe base - allows usage around a chair or over a bed
- High quality cast base with anti-bacterial finish and fully sealed underside for infection control
- Non marking twin wheel castors allow easy repositioning



Astra / Manual Recliner

REAS21QS

Astra manual recliner with tilt-in-space. Suitable for day care and general ward use.



Standard Features

- Maximum load 130kg (20st)
- Tilt-in-space functionality as standard (backrest and seat recline synchronously, helping to maintain posture)
- Recline angle 130°
- Four heavy duty 65mm lockable castors
- Postural support
- One piece arm border - minimises number of seams for infection control
- Upholstered in Panaz Zest 198 Hyacinth vinyl




Servicing and maintenance options available



OH: 1180	OD: 900	EL: 1500
OW: 860	SD: 650	
SW: 630	SH: 480	





Astra / Electric Recliner


REAS21EQS

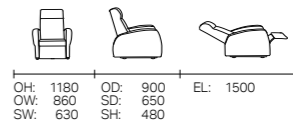
Astra electric recliner with tilt-in-space. Suitable for day care and general ward use.

Standard Features


- Electric Recliner
- Maximum load 130kg (20st)
- Tilt-in-space functionality as standard (backrest and seat recline synchronously, helping to maintain posture)
- Recline angle 128°
- Four heavy duty 65mm lockable castors
- Postural support
- One piece arm border - minimises number of seams for infection control
- Upholstered in Panaz Zest 198 Hyacinth vinyl



 Servicing and maintenance options available



Lockable castors



Adjustable footrest



Easy to use hand controller



Postural support back

With a blend of comfort and reliability Avia's advanced ergonomics are perfectly tailored to the needs of patients and caregivers.

The zero-gravity position promotes even distribution of body weight, enhancing blood circulation, relieving back and limb pressure.



Avia / Manual Recliner

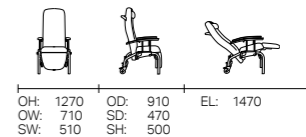
MRAV02QS

Avia Manual Recliner, with four 100mm castors, central locking brake system, retractable footrest, rear handle and side accessory holder.



Standard Features

- Telescopic armrest for safe side transfer (access from either side)
- Multi-position backrest - can be automatically locked in any position
- Independent leg rest adjustment promotes blood circulation and muscle relaxation. Legrest operated by side lever, independent of the backrest
- Non-slip retractable footrest
- Rear manoeuvring handle
- Side accessory holder
- Removable seat for infection control
- Epoxy coated metal components for durability
- Maximum load 150kg (23st)
- Reflexion® BB pressure management seat
- Upholstered in Panaz Zest 198 Hyacinth vinyl



Buddy / Day Bed

BDBU21QS

Buddy day bed / attendance chair.
Designed for relaxation and family sleepovers in patient rooms.



Standard Features

- Sleeping length 2000mm
- Stylish contemporary design
- Easy operation
- Multi-position backrest
- Storage area with protective cover for pillows etc
- Space saving
- Fully open head area
- Front In-line locking castors - easy push button operation, swivel rear castor for manoeuvrability
- Upholstered in Panaz Zest 198 Hyacinth vinyl



Valentino / Tub Chair

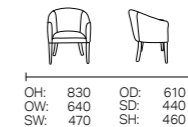
TSVA01QS

Compact, stylish and easy to move around, Valentino is a flexible seating option for any location.



Standard Features

- Comfortable fixed waterfall seat
- Elegant tapered leg
- Upholstered in Panaz Zest Ash vinyl with Medicote™ anti-bacterial Beech legs



Zola / Armchair

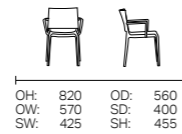
DCZL02QS

Lightweight, durable, high density stacking chairs, suitable for indoor or outdoor use.



Standard Features

- Stacks up to 6 high
- Polypropylene with glass fibre
- Compact legs gas injected
- UV colour resistance
- Suitable for indoor and outdoor use



Vox / Side Chair

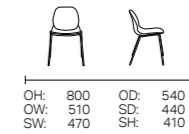
PSVX01QS

Vox is a stylishly designed and versatile moulded stacking visitor chair.



Standard Features

- Stacks up to 6 high
- Highly durable wipe clean Polypropylene seating
- Chrome frame
- Slim, shaped, supportive back
- No visible fixings for infection management
- Maximum load 18 stone (113kg)
- Supplied in Turquoise



Seating options for challenging environments

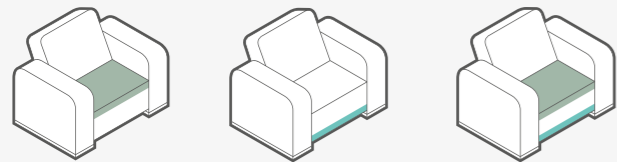
Enhanced Mental Health Specification

M

Enhanced Mental Health

Solid Birch frames with boarded plywood panels; ply underside and seat platform

- Non-retractable security screws & bolts
- No visible staples
- No metal back tacking



Boarded seat + Boarded underside = **Boarded seat & underside**

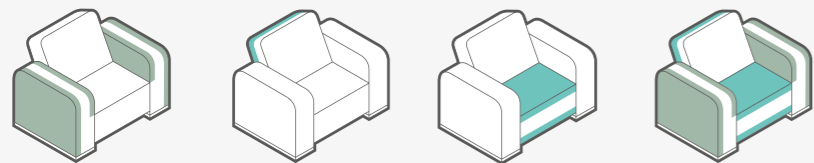
Extreme Environment Specification

X

Extreme Environment

Solid Birch frames with boarded plywood panels; ply underside, seat platform, back, inner and outer panels

- Non-retractable security screws and bolts
- No visible staples
- No metal back tacking



Boarded inner & outer + Boarded back + Boarded seat & underside = **Boarded inner & outer, boarded back, boarded seat & underside**

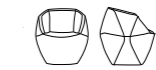
Roku® / Tub Chair TSRK21QS

An innovative, hexagonal, rotationally moulded chair designed by Ben Grafton, with complete anti-ligature, concealment free design.



Standard Features

- Durable, one piece moulded polyethylene chair with UV stabiliser for indoor or outdoor use
- Includes additional weighting (50kg)
- High impact polyethylene continuously moulded for safety and durability
- Wipe clean surfaces for infection control
- Rounded edges and no sharp corners
- Excellent chemical resistance
- Testing BS EN 16139:2013 strength & stability; severe contract use, compliant with UL94 HB flammability
- Colour options: Iron Gate



OH:	805	OD:	795
OW:	775	SD:	475
SW:	465	SH:	435

Roku Keata® / Dining Chair

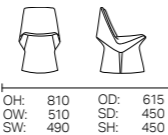
DCRK01QS

Roku® Keata is a durable, compact multi-environment chair designed for indoor and outdoor use.



Standard Features

- Durable, one piece moulded polyethylene chair with UV stabiliser for indoor or outdoor use
- Includes additional weighting (40kg)
- Rounded corners, difficult to pick up and grasp, maximising safety and minimising misuse
- Compact footprint ensures chair easily passes through a doorway or tucks under a desk or dining table
- Testing BS EN 16139:2013 strength & stability; severe contract use, compliant with UL94 HB flammability
- Designed by Ben Grafton
- Colour options: Iron Gate



Roku® Kimi / Side Chair

RKCH02QS

A versatile, durable, multi-environment chair designed for dining, bedroom, reception, meeting & visiting rooms, activity, outdoor & high security.



Standard Features

- Stain resistant, seamless, easy clean surfaces
- High impact polyethylene continuously moulded for safety and durability
- Soft, radiused corners with no sharp edges for safety and security
- 100% Recyclable material
- Medium weighting (20kg)
- Colour options: Iron Gate



OH:	805	OD:	700
OW:	605	SD:	470
SW:	605	SH:	485



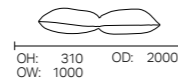
Elle / Extra Large Folding Scatter Cushion

SSEL02QS

Elle is a new foldable, extra large scatter cushion suitable for sensory areas, bedroom or lounge.

Standard Features

- Safe, soft foam construction
- Fully sewn finish
- Organic shape creates a softer visual form, with ligature resistant design
- Upholstered in Panaz Zest 198 Hyacinth vinyl





Portobello / Security Tables

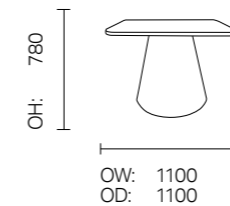
TAPO01XQS & TAPO10XQS



Security dining and coffee tables with extreme construction as standard.

Standard Features

- X Specification: non-retractable security screws & bolts, no visible staples
- Difficult to grasp, manoeuvre, pick up
- Fully upholstered sides with double stitched seams for strength
- No gaps to pick/pull upholstery
- Wipe clean top for infection control
- Soft radiused corners for added safety
- Easy clean, scratch and heat resistant top
- All fixings hidden
- Dining table weighting 135kg standard, coffee table includes additional weighting 20kg
- Upholstered in Panaz Aston Graphite vinyl with Lancaster Oak top



TAPO01XQS
Dining Table Soft Square Top



TAPO10XQS
Coffee Table Soft Square



Marli / Armchair & Sofa

SSMR01XQS & SSMR02XQS



A uniquely styled and contemporary soft seating collection with excellent ergonomics for client levels up to medium risk.



SSMR01XQS
Marli Armchair



SSMR02XQS
Marli 2 Seater

Standard Features

- Contemporary design with elegant curved sides
- Extreme specification (fully boarded plywood construction with security screws)
- Soft, contoured edges with deep filled back, arm and seat
- Zero depth seam upholstery
- Robust, styled legs secured into the frame for added strength
- Aston Ash 906 Ash arms / outer, Aston Seafoam 219 seat / inside back, Lancaster Oak legs



OH:	900	OD:	880
OW:	855	SD:	560
SW:	570	SH:	450



OH:	900	OD:	880
OW:	1440	SD:	560
SW:	1165	SH:	450

Suki / Tub Chair & Sofa

TSSU01X+QS & TSSU03X+QS



Contemporary design with fixed, waterfall seat cushion. Suki family is ideal for interview rooms or smaller lounge areas.



TSSU01X+QS
Suki Armchair



TSSU03X+QS
Suki 2 Seater Sofa

Standard Features

- Fixed waterfall seat cushion
- Extreme specification (fully boarded plywood construction with security screws)
- Plus+ fully sealed upholstery to prevent concealment and for ease of cleaning
- Includes additional weighting 20kg
- Upholstered in a combination of Panaz Aston Zinc / Panaz Aston Graphite (seat) vinyl
- Glide foot with Lancaster Oak finish



OH:	850	OD:	720
OW:	740	SD:	520
SW:	500	SH:	460



OH:	805	OD:	720
OW:	1240	SD:	520
SW:	1000	SH:	460

Ikon / Side Chair

DCIK03MQS

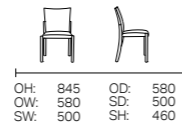


Well designed, highly tooled dining or multi-purpose chair.



Standard Features

- Stacking chair with upholstered back & seat, security screws
- Trilloblindrical steel tube frame
- Maximum load 115kg (18st)
- Stacks 6 high
- Upholstered in Panaz Aston Azure vinyl



Tonina / Stacking Chairs

RSTN01QS & RSTN02QS

Tonina is a stylish, flexible and compact stacking chair inspired by shapes in nature, designed exclusively by Claudio Dondoli.



RSTN01QS Tonina Side Chair



OH: 810 OD: 520
OW: 505 SD: 420
SW: 390 SH: 465



RSTN02QS Tonina Armchair



OH: 810 OD: 520
OW: 575 SD: 420
SW: 390 SH: 465

Standard Features

- UV colour resistance
- Stacks up to 6 high



Myla / Security Bed & Mattresses

BDMY01QS

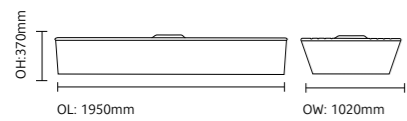
Myla is a secure, extremely durable new addition to the challenging environment bed collection.




Standard Features

- Myla central free-standing security box bed
- Durable MDF vinyl wrapped construction
- 22mm soft edge top
- Channeled platform allows easy cleaning and air circulation under mattress
- Sloping sides; enables easy staff access
- Waterfall edging around platform/base
- Internal support sections provide enhanced durability and strength
- Mattress retainers
- Grey finish

BDMY01QS Myla Bed



Mattresses: OW: 915mm OL: 1900 OH: 200mm



BDRE21QS C5 Revival Plus Mattress Crib 5

BDRE21QS C7 Revival Plus Mattress Crib 7

- PU welded mattress
- CMHR foam & wipe clean waterproof cover

BDH021QS C5 Horizon Plus Mattress Crib 5

BDH021QS C7 Horizon Plus Mattress Crib 7

- PVC anti-vandal mattress



teal

Teal
Branch Road
Lower Darwen
Lancashire UK
BB3 0PR

Tel: +44 (0) 1254 688210
Sales Freephone: 0800 980 8998
Fax: +44 (0) 1254 688203
Email: sales@teal.co.uk
www.teal.co.uk

The **Senator** Group



Issue 11
12/25